

6

5

4

3

2

1

MATERIAL AND FINISH:

Insulator: Impact resistance Polypropylene, black,
UL-94V-HB rated

PDSN-26-1A (wire leads): PVC, 26 AWG

Contact & terminals:

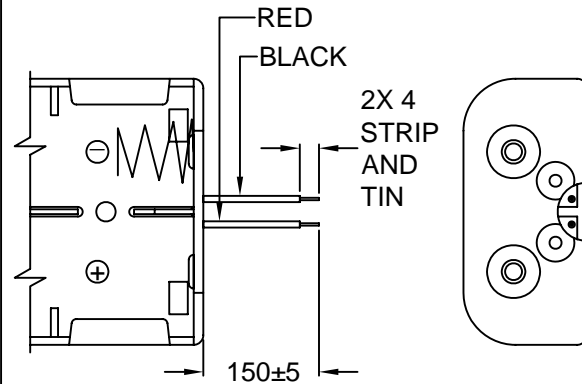
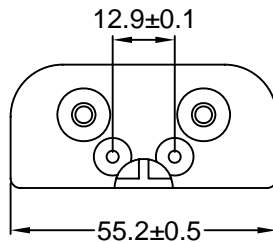
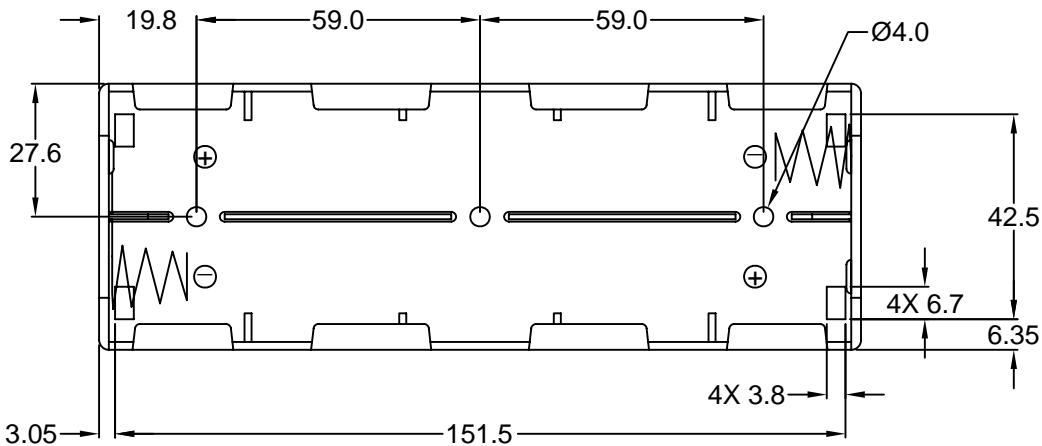
PDSN-26-1B: Brass, Nickel plated

PDSN-26-1C: Brass, Nickel plated

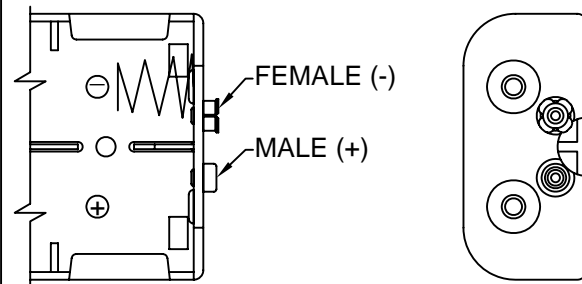
Spring: Spring Steel, Nickel plated imbedded in
Polypropylene

ENVIRONMENTAL:

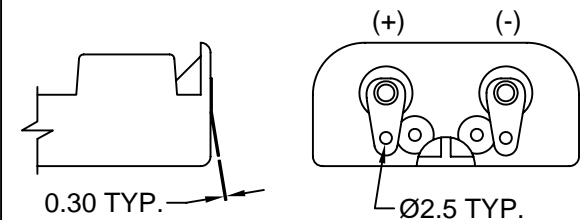
Operating temperature: -5°C to +83°C



PDSN-26-1A WIRE LEADS



PDSN-26-1B SNAP TERMINAL



PDSN-26-1C SOLDER LUGS

REVISIONS	CHNG	CHECK	APPR	
	DATE	10/3/00	05/17/02	
	REV	A	B	
	CHANGE	UPDATED DRAWING	REVISIED / UPDATED	
	CHNG	CHECK	APPR	
	PB	TD	JJ	
	PB	TD	PB	

TOLERANCE
UNLESS OTHERWISE SPECIFIED

X ± 1
X.X ± 0.4
X.XX ± 0.20

Power Dynamics, Inc.

Phone: 973 560-0019 Whippany, New Jersey Fax: 973 560-0076

PART: 6 CELL TYPE "C" BATTERY HOLDER

DRAWN BY	TM	DATE:	3/21/94
CHECK BY	TD	DATE:	10/3/00
APPR BY	JJ	DATE:	10/2/00

PDSN-26-1X		SHEET	1 of 1
PART #:		REV:	B
SIZE:	A	ALL DIMENSIONS FOR REFERENCE ONLY DIMENSIONS ARE IN MILLIMETERS	
SCALE:	NTS		